

# Wafer™ LED

Recessed Downlighting for Shallow Ceiling Plenum Applications

## Ultra-Thin Recessed Downlighting with Remote Driver Box for Quick, Simple and Housing-Free Installation.

Affordable, Wafer 3", 4" and 6" LED Downlights provide high-quality light output and efficiency while eliminating the need for recessed housings. The innovative, slim design allows for easy retrofit, remodel or new construction installation from below the ceiling. **With its narrow design, the Wafer can be installed in applications with only 2" plenum clearance.** The Wafer LED downlight is wet location listed – making it ideal for use in a breadth of outdoor residential, hospitality, commercial and multifamily applications.

### Key Features:


- Quality, housing-free downlighting ideal for shallow ceilings
- IC rated – safe to install in direct contact with insulation
- Edge-lit LED technology provides even illumination
- Available in 2700K, 3000K, 3500K, 4000K, and 5000K color temperatures
- 120V only or universal 120V-277V driver options
- Dimmable to 10%
- Suitable for wet locations



3" Wafer LED Downlight  
Round Only



4" Wafer LED Downlight



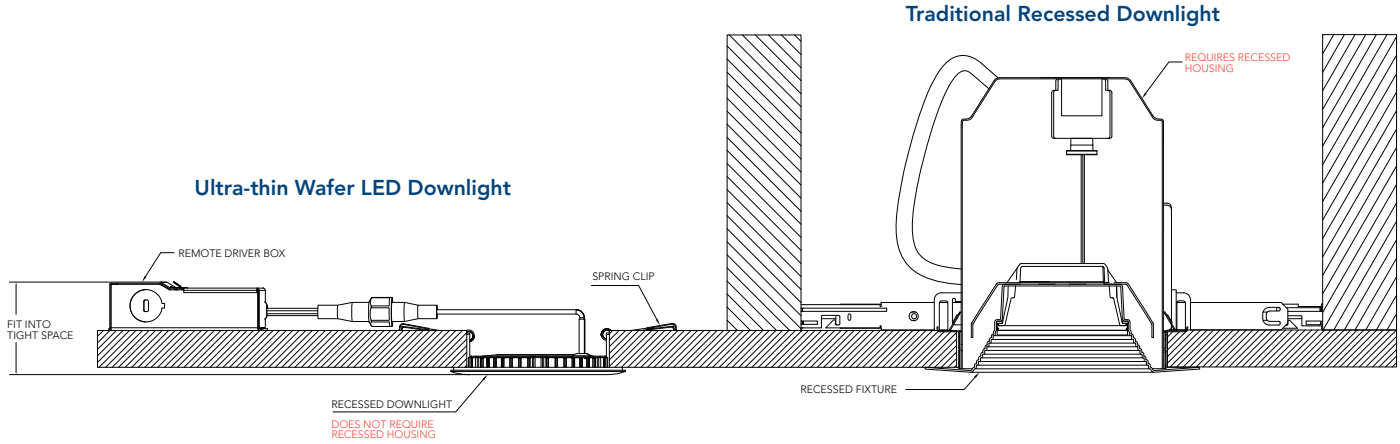
6" Wafer LED Downlight

Learn more about the Wafer LED recessed downlight at [www.lithonia.com](http://www.lithonia.com)

# Wafer™ LED Recessed Downlight

The ultra-thin Wafer LED redefines recessed downlighting installations. With the narrow design and remote driver box, the Wafer LED can be installed in confined, hard to reach spaces such as closets, bathrooms, hallways, stairwells and outside soffits. These and other areas with shallow plenum often make it impossible to install traditional recessed housings.










**Make installation quick and simple with the Wafer LED series.**



## Ordering Information

EXAMPLE: WF4 LED 30K MVOLT MW

### Wafer LED

Series	Lamp	CCT/CRI/W/Lumens	Voltage	Finish	Accessories: <i>Order as separate catalog number.</i>
WF3	3" round Wafer LED downlight	27K 2700K/80CRI/8W/540L 30K 3000K/80CRI/8W/550L 35K 3500K/80CRI/7.9W/570L 40K 4000K/80CRI/7.9W/590L 50K 5000K/80CRI/7.8W/593L	(blank) 120V Only  MVOLT <sup>1</sup> Multi-Volt 120-277V	MW Matte White MB Matte Black BN Brushed Nickel ORB Oil-Rubbed Bronze	WF3 PAN R12 3" new construction pan, retail pack of 12 WF4 PAN R12 4" new construction pan, retail pack of 12 WF6 PAN R12 6" new construction pan, retail pack of 12 WFJB U Remodel joist bar for 4" & 6" WFEXC6 U 6' FT4 cable WFEXC10 U 10' FT4 cable WFEXC20 U 20' FT4 cable
WF4	4" round Wafer LED downlight	27K 2700K/80CRI/10.6W/660L 30K 3000K/80CRI/9.6W/675L 35K 3500K/80CRI/10.2W/740L 40K 4000K/80CRI/10W/765L 50K 5000K/80CRI/10.4W/780L		 Matte White	 New Construction Pan (WF_PAN)
WF6	6" round Wafer LED downlight	27K 2700K/80CRI/13.8W/1000L 30K 3000K/80CRI/13W/1020L 35K 3500K/80CRI/13.4W/1100L 40K 4000K/80CRI/13.6W/1200L 50K 5000K/80CRI/14.4W/1210L		 Matte Black	 Remodel Joist Bar (WFJB)
	LL LED Low Lumen LED	27K 2700K/80CRI/12.7W/780L 30K 3000K/80CRI/12.6W/865L 35K 3500K/80CRI/12W/840L 40K 4000K/80CRI/12.9W/944L 50K 5000K/80CRI/12W/900L		 Brushed Nickel	 Extension Cable (WFEXC_)
WF4 SQ B	4" square Wafer LED downlight, baffle trim	27K 2700K/80CRI/10.4W/610L 30K 3000K/80CRI/10.3W/620L 35K 3500K/80CRI/10.2W/630L 40K 4000K/80CRI/10.2W/650L 50K 5000K/80CRI/10.2W/670L		 Oil Rubbed Bronze	 Baffle
WF4 SQ S	4" square Wafer LED downlight, smooth trim				 Smooth
WF6 SQ B	6" square Wafer LED downlight, baffle trim	27K 2700K/80CRI/13.9W/860L 30K 3000K/80CRI/13.4W/880L 35K 3500K/80CRI/13.2W/900L 40K 4000K/80CRI/13.9W/920L 50K 5000K/80CRI/14W/980L			
WF6 SQ S	6" square Wafer LED downlight, smooth trim				

<sup>1</sup> Available with 4" or 6" round and square versions only



Visit [www.lithonia.com](http://www.lithonia.com) for more information.